

Thermocouples

Base Metal

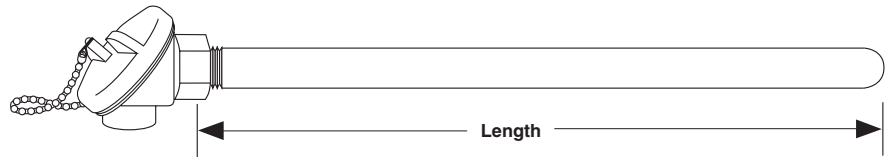
Standard Thermocouple with Protection Straight Type

To order, specify:

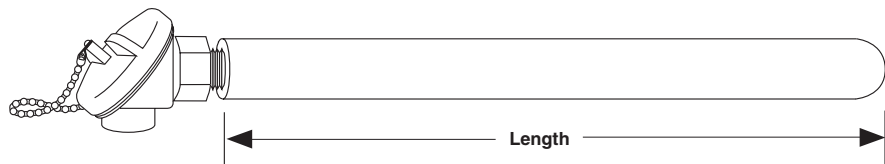
Part number-length.

Example: 1409-1308-24

Metal Tube



Cast Iron Tube



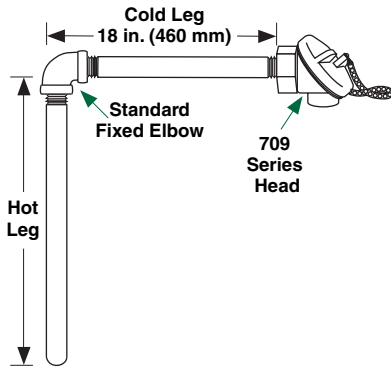
Code Number		AWG Gauge	Protection Tube		Pipe Diameter in.	Construction	Cast Iron Head	Length in.
Type K	Type J		Material	NPT Size in.				
1409-1395	1507-1395	8	Alloy 601	$\frac{1}{2}$	0.840	Seamless	70900203	12, 18, 24, 30, 36, 42, 48, 54, 60
1409-1396	1507-1396	8	Alloy 601	$\frac{3}{4}$	1.050	Seamless	70900202	
1409-1341	1507-1341	8	304 SS	$\frac{1}{2}$	0.840	Welded	70900203	
1409-1342	1507-1342	8	304 SS	$\frac{3}{4}$	1.050	Welded	70900202	
1409-1307	1507-1307	8	446 SS	$\frac{1}{2}$	0.840	Seamless	70900203	
1409-1308	1507-1308	8	446 SS	$\frac{3}{4}$	1.050	Seamless	70900202	
1409-1309	1507-1309	8	446 SS	1	1.315	Seamless	70900201	
1409-1375	1507-1375	8	Cast Iron	$\frac{3}{4}$ int	1.625	Cast	70900202	

Note: Items in **Bolded Green Type** are preferred with shorter lead times.

Thermocouples

Base Metal

Standard Thermocouple with Protection 90 Degree Angle Type



To order, specify:

Part number-cold leg length
hot leg length.

Example: 1414-1395-18-24

Standard Thermocouple with Protection — 90 Degree Angle

Code Number		AWG Gauge	Protection Tube (Hot Leg)			Cast Iron Head	Hot Leg Length in.
Type K	Type J		Material	NPT Size in.	Construction		
1414-1307-18	1517-1307-18	8	446 SS	$\frac{1}{2}$	Seamless	70900203	12, 18, 24, 30, 36
1414-1328-18	1517-1328-18	8	Black Steel	1	Welded	70900201	
1414-1375-18	1517-1375-18	8	Cast Iron	$\frac{3}{4}$ int	Cast	70900202	
1414-1395-18	1517-1395-18	8	Alloy 601	$\frac{1}{2}$	Seamless	70900203	
1415-1307-18	1518-1307-18	14	446 SS	$\frac{1}{2}$	Seamless	70900203	
1415-1326-18	1518-1326-18	14	Black Steel	$\frac{1}{2}$	Welded	70900203	
1415-1328-18	1518-1328-18	14	Black Steel	1	Welded	70900201	
1415-1375-18	1518-1375-18	14	Cast Iron	$\frac{3}{4}$ int	Cast	70900202	
1415-1395-18	1518-1395-18	14	Alloy 601	$\frac{1}{2}$	Seamless	70900203	

Pipe Diameters

- Cast iron = 1 $\frac{5}{8}$ inch
- $\frac{1}{2}$ in. NPT = 0.840 inch
- $\frac{3}{4}$ in. NPT = 1.050 inch
- 1 in. NPT = 1.315 inch

Notes: Items in **Bolded Green Type** are preferred with shorter lead times.

Standard cold leg is 18 inches.